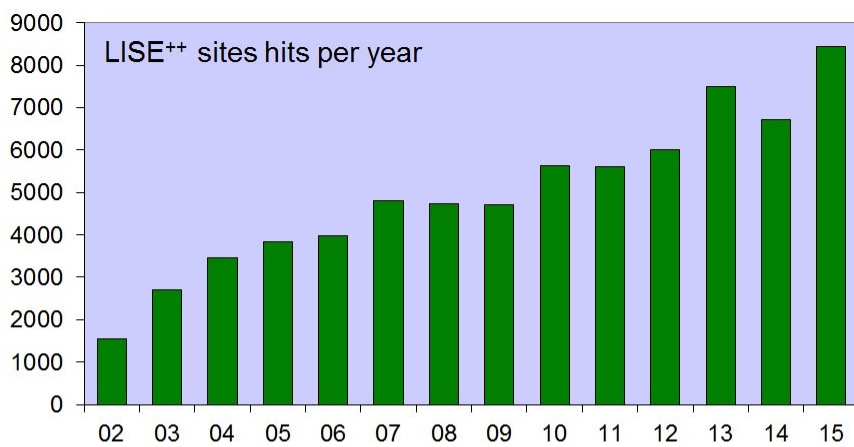
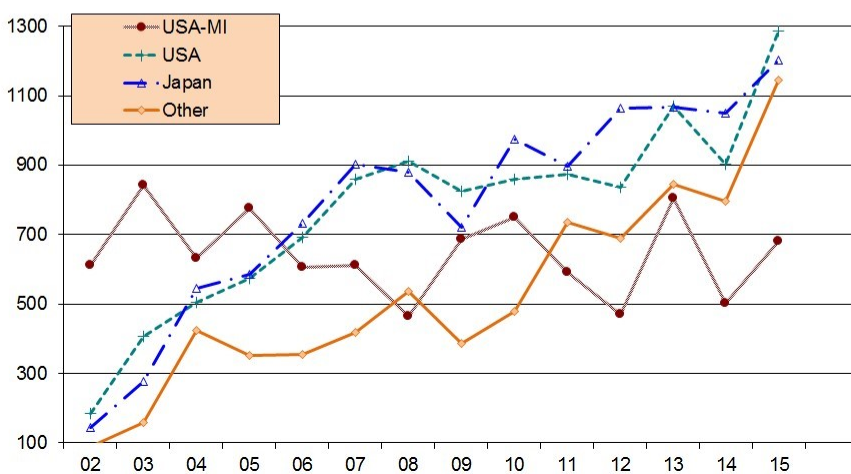


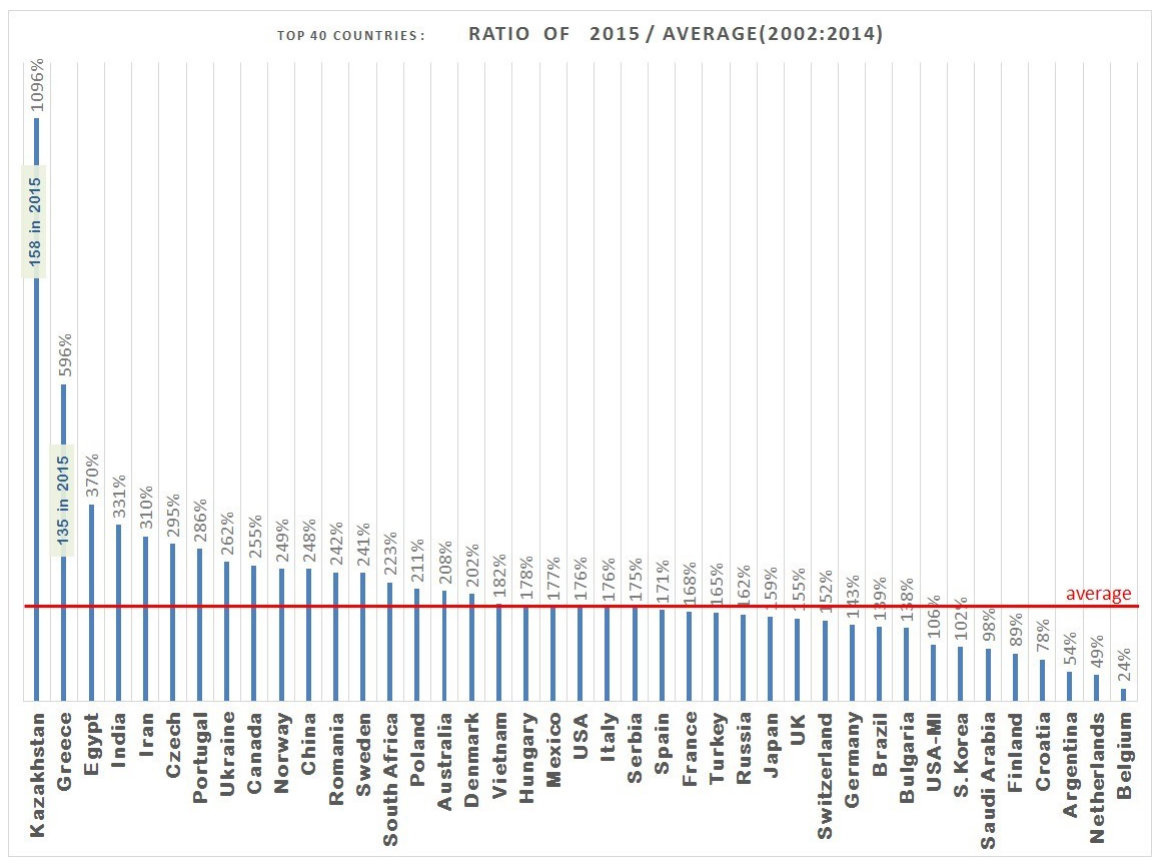
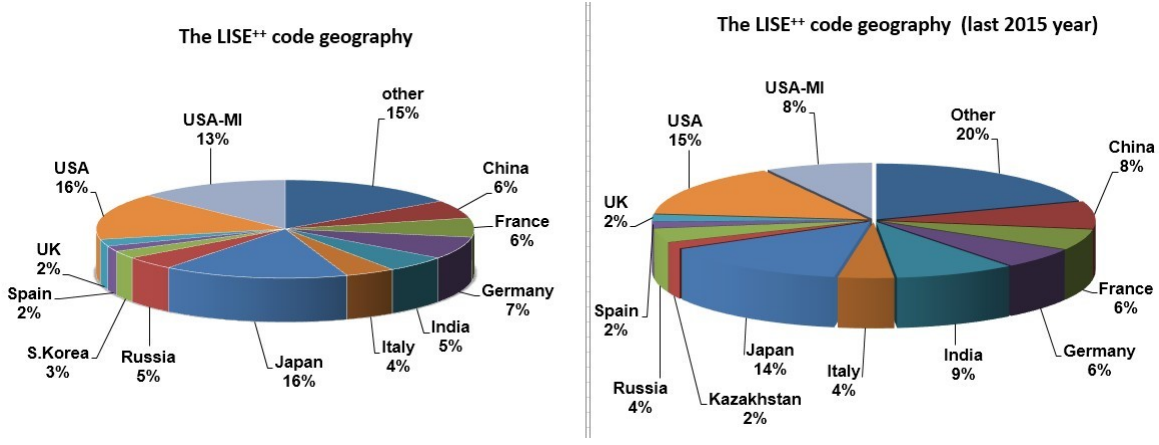
[LISE++ site statistics : 2014](#)
[LISE++ site statistics : 2012](#)

LISE++ site statistics: 2015



country	difference [2015]-[2014]
USA	385
Other	349
India	281
USA-MI	178
Japan	153
France	136
Kazakhstan	98
Russia	95
Germany	93
Turkey	50
Canada	30
Italy	24
Iran	23
Spain	5
China	-7
Belgium	-19
Vietnam	-21
UK	-30
S.Korea	-51
Saudi Arabia	-51
Grand Total	1721





country	Total	2015	2015 / Total	country	Total	2015	2015 / Total
1 Hong Kong	60	31	52%	26 Vietnam	250	33	13%
2 Kazakhstan	331	158	48%	27 Spain	1274	159	12%
3 Greece	407	135	33%	28 Turkey	974	118	12%
4 Egypt	103	30	29%	29 Hungary	241	29	12%
5 Armenia	70	19	27%	30 Grand Total	8440	69691	12%
6 Iraq	58	15	26%	31 USA	69691	8440	12%
7 Iran	168	43	26%	32 Italy	2975	354	12%
8 Portugal	145	35	24%	33 France	4404	503	11%
9 Israel	86	19	22%	34 Bulgaria	189	21	11%
10 Pakistan	56	12	21%	35 Russia	3077	341	11%
11 India	3751	762	20%	36 Japan	11045	1202	11%
12 Mexico	94	19	20%	37 UK	1575	168	11%
13 Algeria	54	10	19%	38 Switzerland	478	50	10%
14 Czech	135	25	19%	39 Brazil	289	30	10%
15 Norway	260	48	18%	40 Germany	5119	506	10%
16 Ukraine	155	26	17%	41 Saudi Arabia	142	14	10%
17 Canada	890	146	16%	42 S.Korea	1740	136	8%
18 China	4188	672	16%	43 USA-MI	9034	681	8%
19 Romania	612	96	16%	44 Finland	515	33	6%
20 South Africa	300	47	16%	45 Croatia	98	6	6%
21 Sweden	256	40	16%	46 Argentina	170	8	5%
22 Denmark	116	18	16%	47 Netherlands	413	15	4%
23 Serbia	94	14	15%	48 Austria	81	2	2%
24 Poland	609	85	14%	49 Belgium	672	12	2%
25 Australia	414	57	14%	50 Slovakia	70	1	1%

