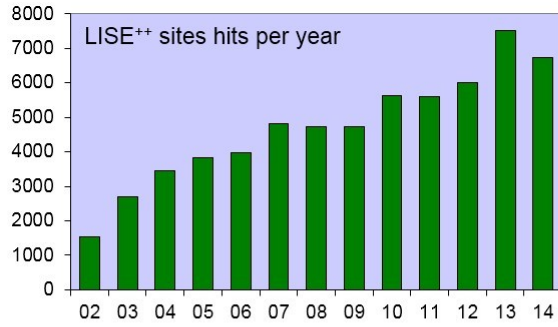
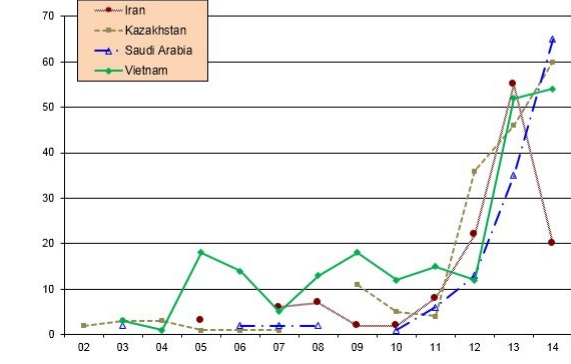
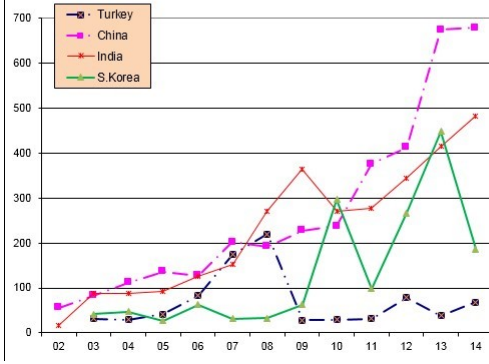
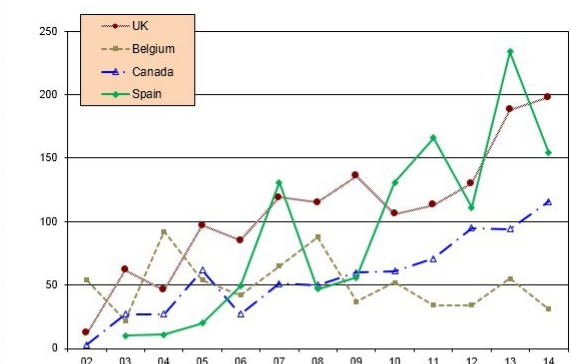
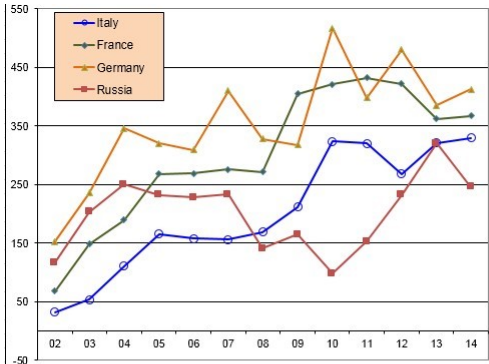
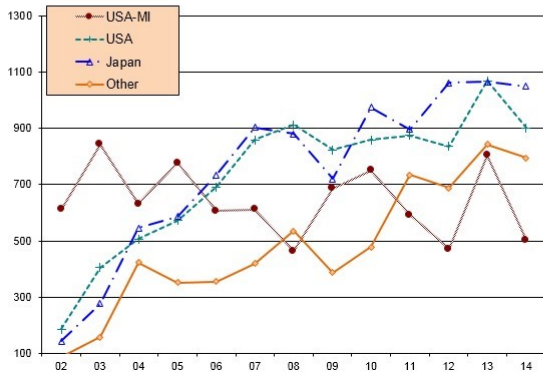
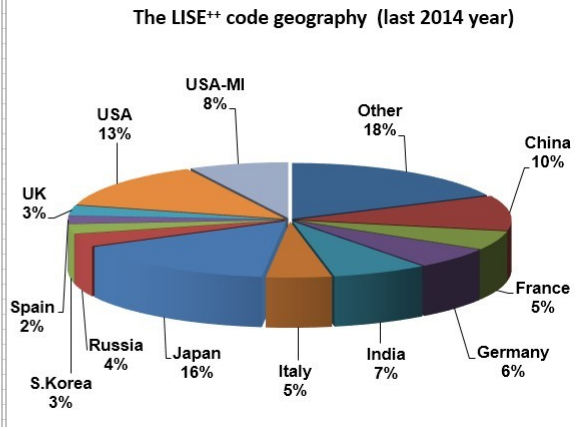
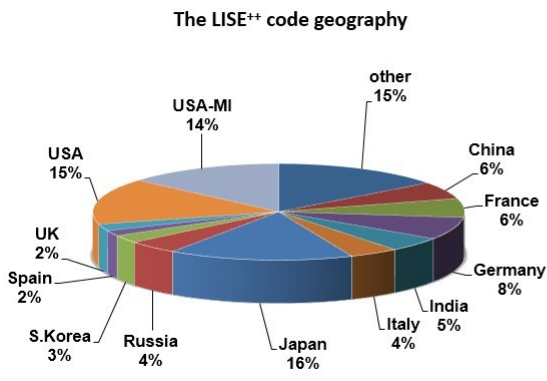
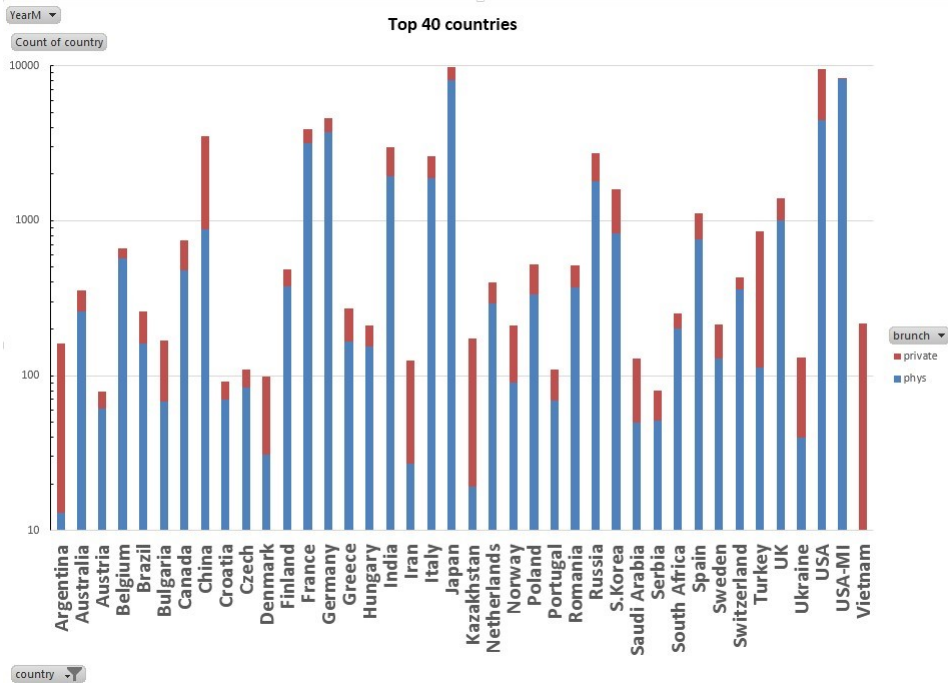


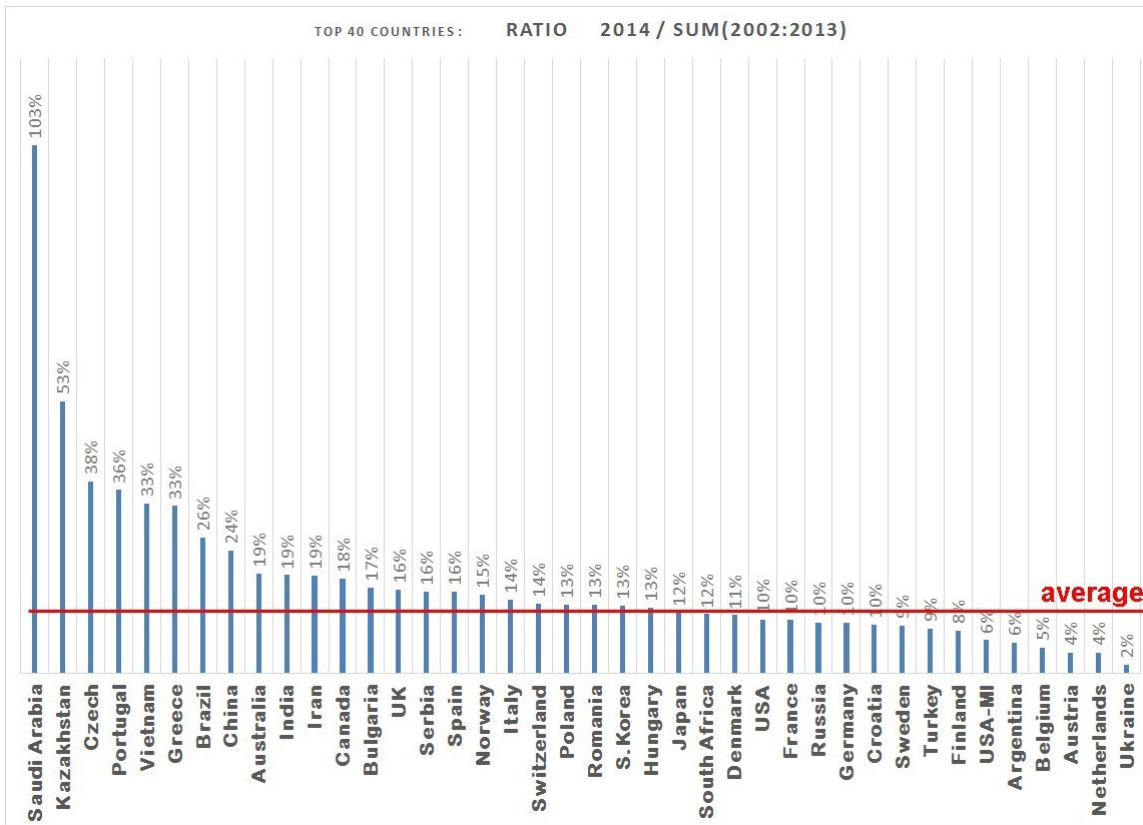
LISE++ site statistics: 2014



country	difference [2014]-[2013]
Turkey	29
China	5
India	66
S Korea	-261
Italy	9
France	5
Germany	28
Russia	-74
Spain	-80
UK	10
Canada	22
Belgium	-24
Iran	-35
Kazakhstan	14
Saudi Arabia	30
Vietnam	2
USA-MI	-301
USA	-167
Japan	-17
Other	-48
Grand Total	-787







country	Total	2014	2014 / Total	country	Total	2014	2014 / Total
1 Saudi Arabia	128	65	51%	26 Poland	524	62	12%
2 Kazakhstan	173	60	35%	27 Romania	516	61	12%
3 Mexico	75	24	32%	28 S. Korea	1604	187	12%
4 Egypt	71	20	28%	29 Hungary	211	24	11%
5 Czech	110	30	27%	30 Pakistan	44	5	11%
6 Portugal	110	29	26%	31 Grand Total	60758	6642	11%
7 Vietnam	217	54	25%	32 Japan	9843	1049	11%
8 Greece	272	67	25%	33 South Africa	252	26	10%
9 Iraq	43	10	23%	34 Denmark	98	10	10%
10 Brazil	258	54	21%	35 Armenia	52	5	10%
11 Morocco	40	8	20%	36 USA	9500	902	9%
12 China	3516	679	19%	37 France	3901	367	9%
13 Slovakia	69	13	19%	38 Russia	2735	246	9%
14 Australia	357	58	16%	39 Germany	4613	413	9%
15 India	2987	481	16%	40 Croatia	92	8	9%
16 Iran	125	20	16%	41 Sweden	213	18	8%
17 Canada	744	116	16%	42 Turkey	856	68	8%
18 Bulgaria	168	24	14%	43 Finland	482	37	8%
19 UK	1407	198	14%	44 USA-MI	8352	503	6%
20 Serbia	80	11	14%	45 Argentina	162	9	6%
21 Spain	1120	154	14%	46 Belgium	660	31	5%
22 Algeria	44	6	14%	47 Austria	79	3	4%
23 Norway	210	28	13%	48 Netherlands	398	15	4%
24 Italy	2621	330	13%	49 Ukraine	131	2	2%
25 Switzerland	428	51	12%	50 Israel	67	1	1%

