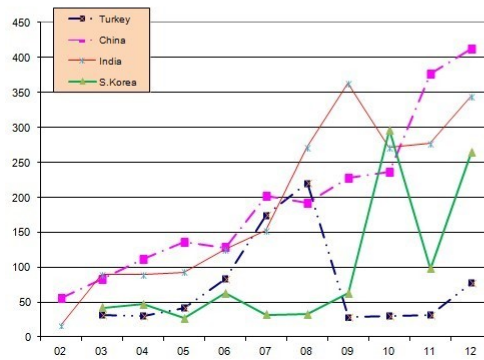
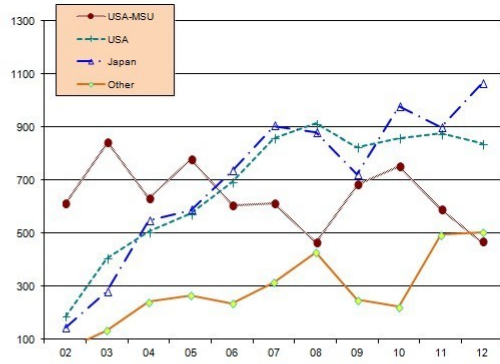
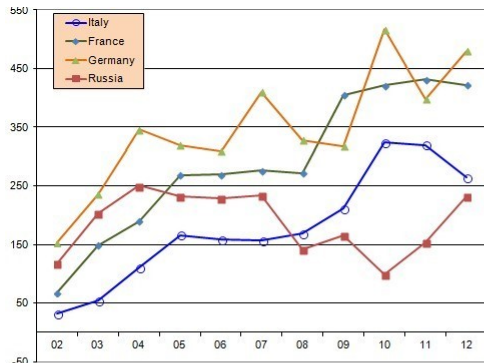
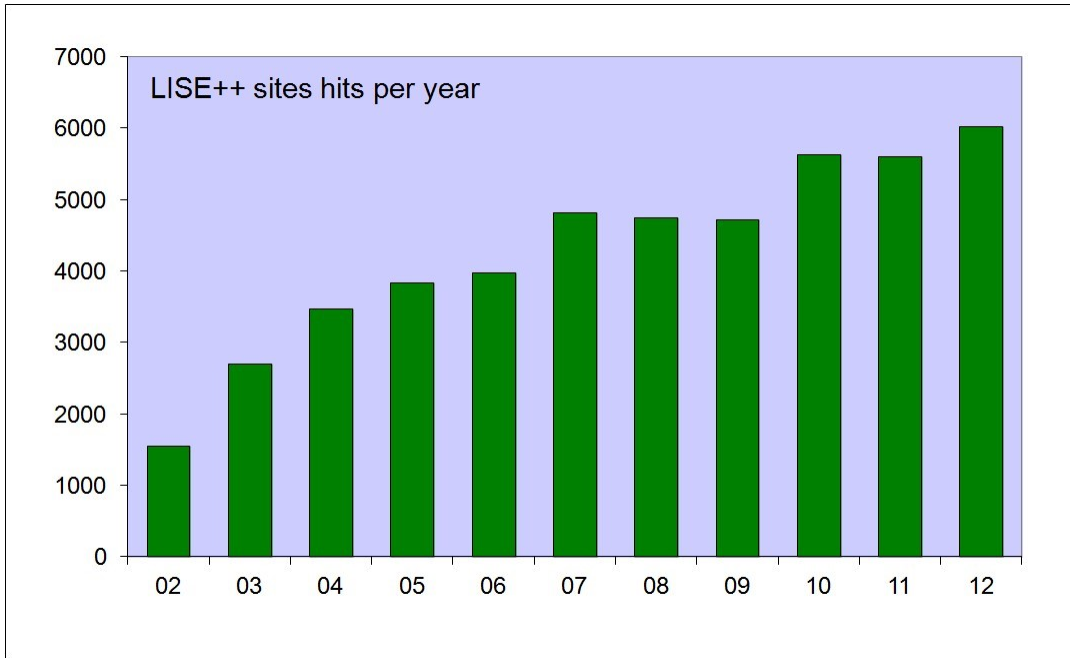
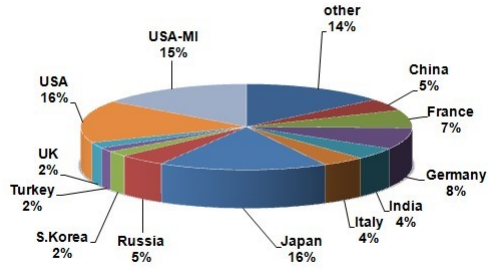


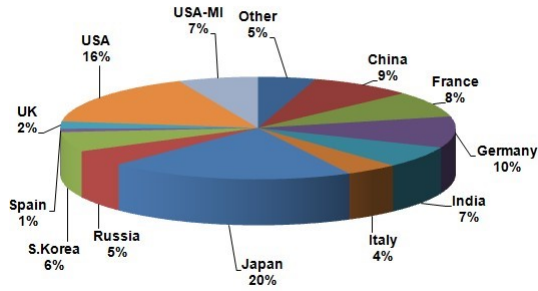
LISE++ site statistics (31-Dec-2012)



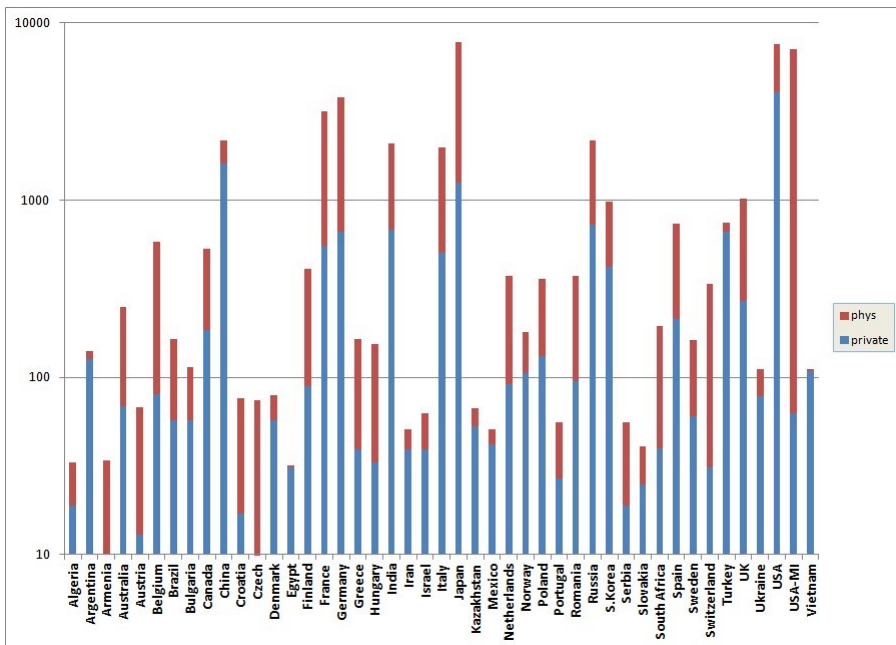
The LISE++ code geography



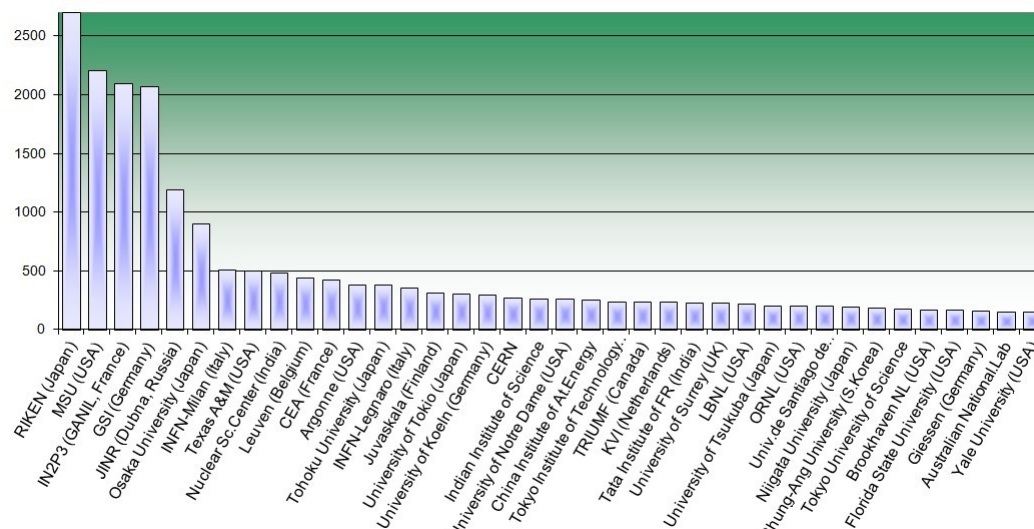
The LISE++ code geography (last 6 months)

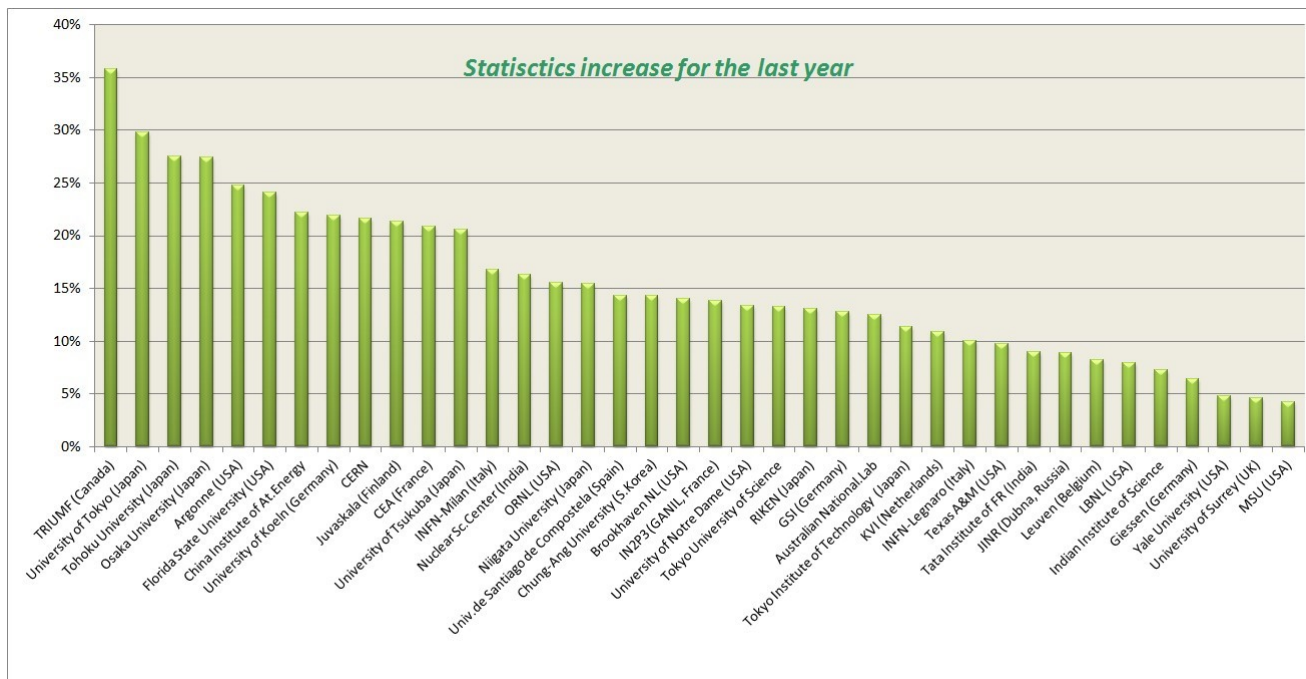


country	Total	gain	Gain for the last year	country	Total	gain	Gain for the last year
1 Albania	1			50 Lebanon	2		
2 Algeria	33	2	6%	51 Libya	6		
3 Argentina	140	14	11%	52 Lithuania	14	1	
4 Armenia	24	27	366%	53 Macedonia	1		
5 Australia	249	4	2%	54 Malaysia	8		
6 Austria	66	7	11%	55 Maroc	2		
7 Azerbaijan	7	3		56 Mauritius	2		
8 Bahamas	1			57 Mexico	51	3	6%
9 Bahrain	1			58 Moldova	2		
10 Bangladesh	1	1		59 Mongolia	7		
11 Belarus	11			60 Morocco	12	12	
12 Belgium	580	43	8%	61 Myanmar	1		
13 Bhutan	1	1		62 Netherlands	376	37	11%
14 Bosnia and Her	1	1		63 NewZealand	6		
15 Botswana	1	1		64 Norway	179	38	27%
16 Brazil	164	27	20%	65 Oman	1		
17 Bulgaria	114	23	25%	66 Pakistan	21	4	
18 Cambodia	1			67 Palestina	1		
19 Canada	534	105	24%	68 Paraguay	1		
20 Chile	9	1		69 Peru	14	1	
21 China	2162	524	32%	70 Philippines	9	1	
22 Columbia	16	3		71 Poland	360	47	15%
23 Congo	1	1		72 Portugal	56	6	12%
24 Costa Rica	2			73 Puerto Rico	1		
25 Croatia	76	9	13%	74 Qatar	1		
26 Cyprus	5	2		75 Romania	376	59	19%
27 Czech	74	13	21%	76 Russia	2168	254	13%
28 Denmark	79	9	13%	77 S.Korea	980	238	42%
29 Dominican Rep	1	1		78 Saudi Arabia	28	13	
30 Ecuador	2	2		79 Serbia	56	26	100%
31 Egypt	32	15	88%	80 Seychelles	1		
32 Estonia	5			81 Singapore	11	1	
33 Ethiopia	4	2		82 Slovakia	41	20	96%
34 Finland	411	63	18%	83 Slovenia	11	2	
35 France	3175	462	17%	84 South Africa	194	20	11%
36 Gabon	2			85 Spain	732	120	20%
37 Georgia	11	4		86 Sri Lanka	2	1	
38 Germany	3815	503	15%	87 Sudan	3		
39 Ghana	1	1		88 Sweden	163	25	18%
40 Greece	164	32	24%	89 Switzerland	337	65	24%
41 Guatemala	1	1		90 Syria	3		
42 Hong Kong	7	4		91 Taiwan	12		
43 Hungary	154	26	20%	92 Thailand	21	3	
44 Iceland	1	1		93 Tunisia	1		
45 India	2094	416	25%	94 Turkey	749	82	12%
46 Indonesia	15	1		95 UAE	5	1	
47 Iran	51	23	82%	96 UK	1024	151	17%
48 Iraq	17	8		97 Ukraine	111	24	28%
49 Ireland	3			98 unknown	4	3	
50 Israel	63	7	13%	99 Uruguay	2		
51 Italy	1971	296	18%	100 USA	7541	925	14%
52 Jamaica	1			101 USA-MI	7049	563	9%
53 Japan	7734	1243	19%	102 Uzbekistan	2		
54 Jordan	6	1		103 Venezuela	6	1	
55 Kazakhstan	67	37	123%	104 Vietnam	111	19	21%
56 Kosovo	1			105 Yemen	12		
57 Kuwait	3			106 Yugoslavia	1		
58 Kyrgyzstan	4			107 Zambia	1		
59 Latvia	9	3					



NSCL (4529)





USA

* without MSU

