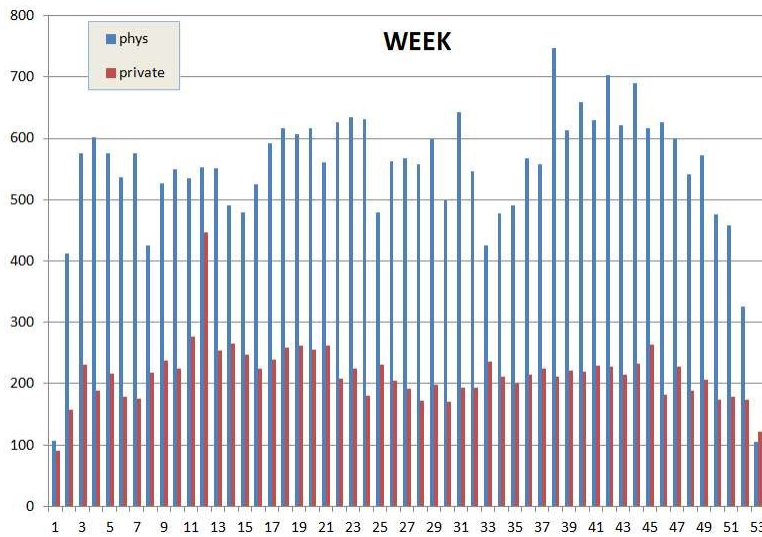
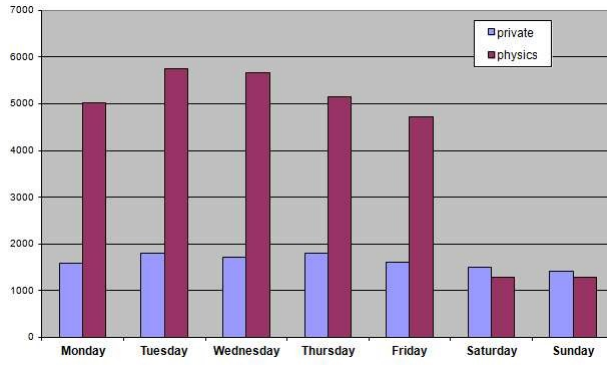
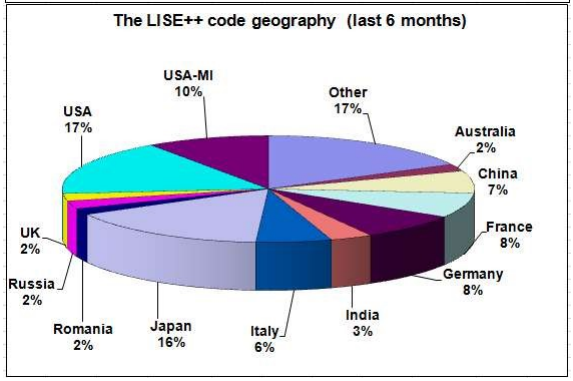
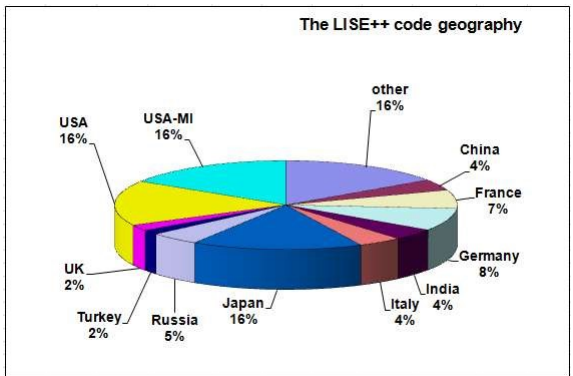
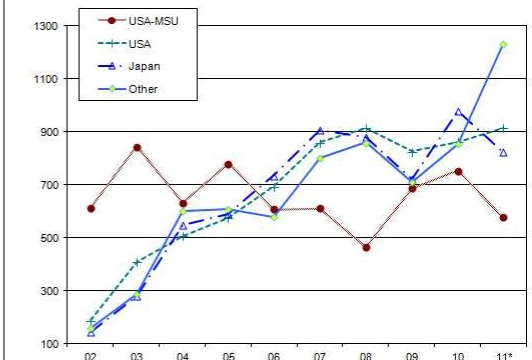
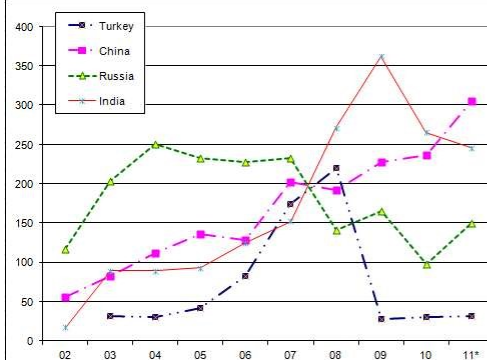
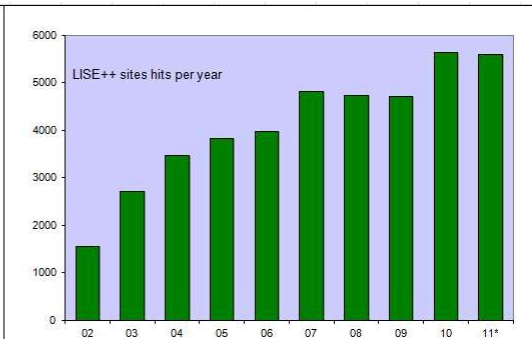
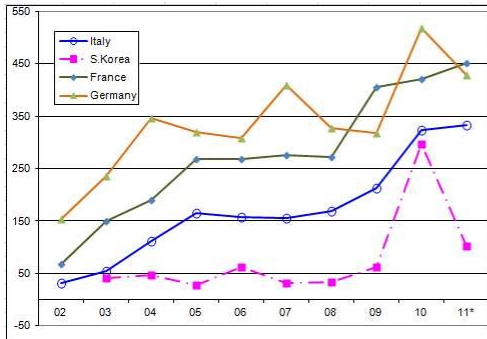
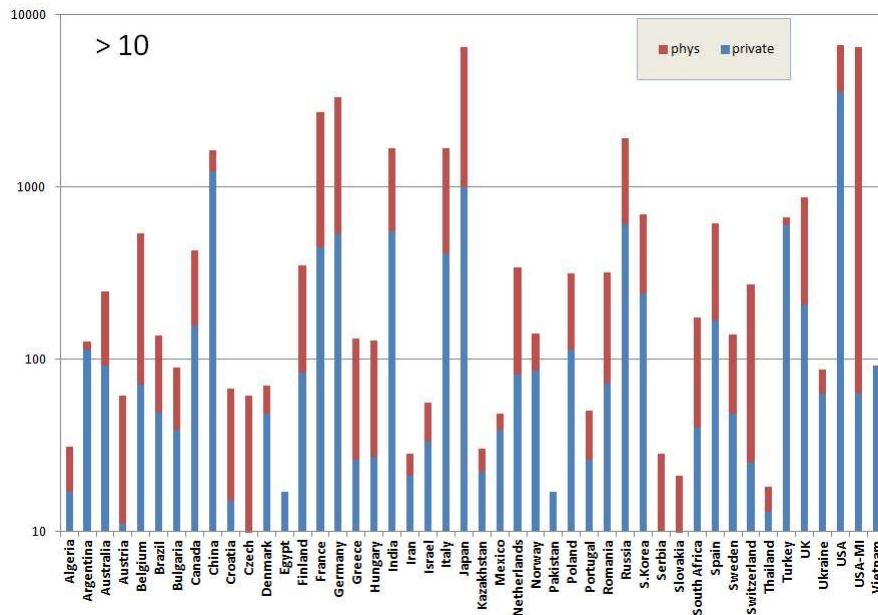


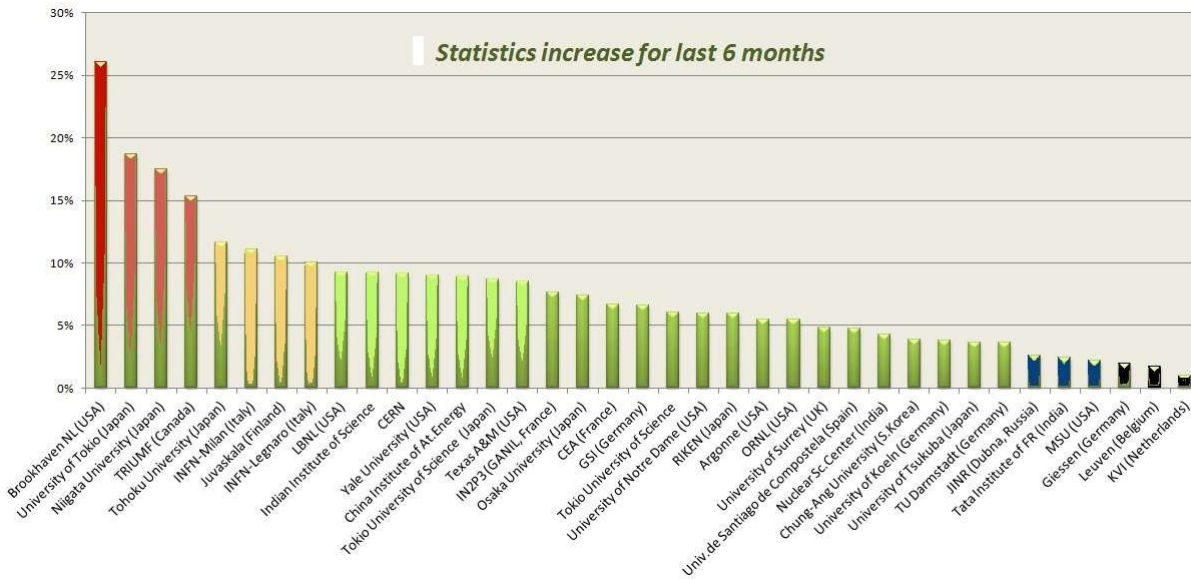
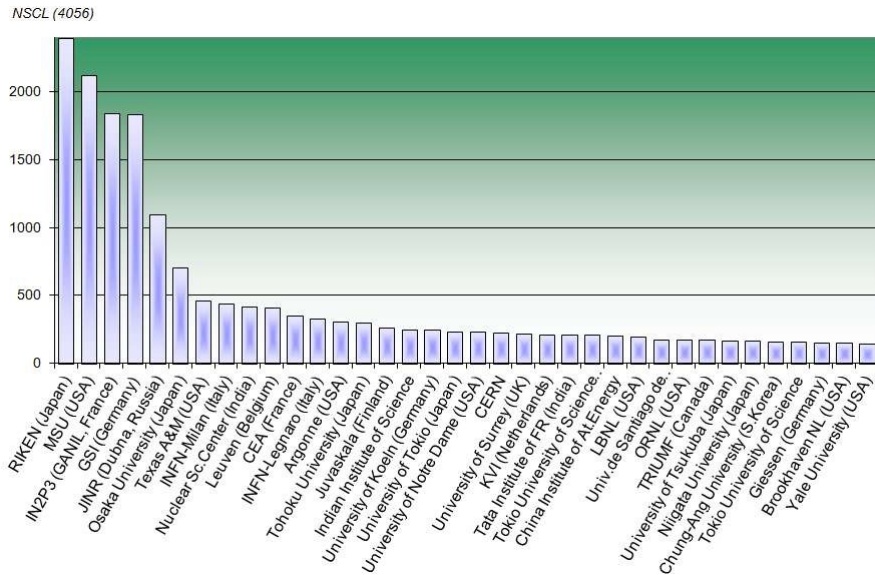
LISE++ site statistics (16-Nov-2011)





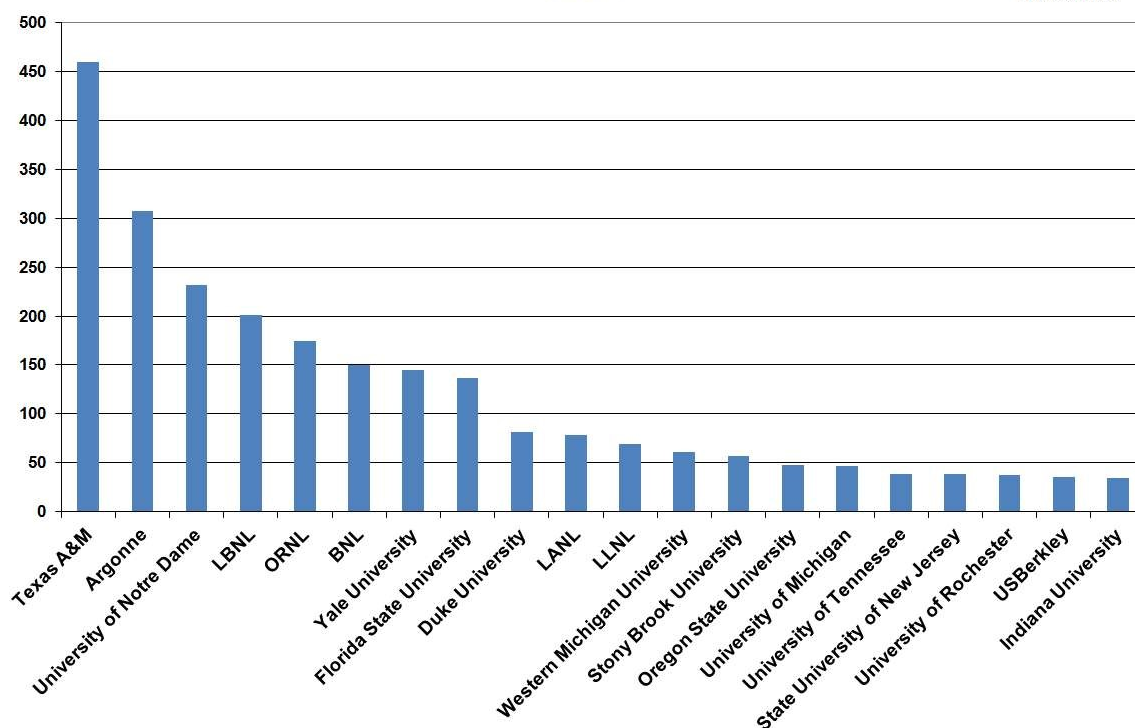
| country | | | | Total | last 6 month | Gain for last 6 months | country | | | | Total | last 6 month | Gain for last 6 months |
|---------|------------|------|-----|-------|--------------|------------------------|--------------|-----------|-----|-----|-------|--------------|------------------------|
| 1 | Albania | 1 | | | | | 54 | Macedonia | 1 | | | | |
| 2 | Algeria | 31 | 5 | 19% | | 55 | Malaysia | 8 | 3 | | | | |
| 3 | Argentina | 126 | 15 | 14% | | 56 | Maroc | 2 | | | | | |
| 4 | Armenia | 7 | 2 | | | 57 | Mauritius | 2 | | | | | |
| 5 | Australia | 245 | 63 | 35% | | 58 | Mexico | 48 | 4 | 9% | | | |
| 6 | Austria | 61 | 1 | 2% | | 59 | Moldova | 2 | | | | | |
| 7 | Azerbaijan | 4 | 2 | | | 60 | Mongolia | 7 | | | | | |
| 8 | Bahamas | 1 | | | | 61 | Myanmar | 1 | | | | | |
| 9 | Bahrain | 1 | | | | 62 | Netherlands | 339 | 11 | 3% | | | |
| 10 | Belarus | 11 | | | | 63 | NewZealand | 6 | | | | | |
| 11 | Belgium | 537 | 18 | 3% | | 64 | Norway | 141 | 17 | 14% | | | |
| 12 | Brazil | 137 | 19 | 16% | | 65 | Oman | 1 | | | | | |
| 13 | Bulgaria | 91 | 7 | 8% | | 66 | Pakistan | 17 | | | | | |
| 14 | Cambodia | 1 | | | | 67 | Palestina | 1 | | | | | |
| 15 | Canada | 429 | 43 | 11% | | 68 | Paraguay | 1 | | | | | |
| 16 | Chile | 8 | 1 | | | 69 | Peru | 13 | 1 | | | | |
| 17 | China | 1638 | 200 | 14% | | 70 | Philippines | 8 | | | | | |
| 18 | Columbia | 13 | 5 | | | 71 | Poland | 313 | 26 | 9% | | | |
| 19 | Costa Rica | 2 | 2 | | | 72 | Portugal | 50 | 2 | 4% | | | |
| 20 | Croatia | 67 | 13 | 24% | | 73 | Puerto Rico | 1 | 1 | | | | |
| 21 | Cyprus | 3 | | | | 74 | Qatar | 1 | | | | | |
| 22 | Czech | 61 | 2 | 3% | | 75 | Romania | 317 | 56 | 21% | | | |
| 23 | Denmark | 70 | 2 | 3% | | 76 | Russia | 1914 | 72 | 4% | | | |
| 24 | Egypt | 17 | 2 | | | 77 | S.Korea | 692 | 34 | 5% | | | |
| 25 | Estonia | 5 | 1 | | | 78 | Saudi Arabia | 15 | 6 | | | | |
| 26 | Ethiopia | 2 | 2 | | | 79 | Serbia | 28 | 6 | | | | |
| 27 | Finland | 348 | 34 | 11% | | 80 | Seychelles | 1 | | | | | |
| 28 | France | 2713 | 222 | 9% | | 81 | Singapore | 10 | 1 | | | | |
| 29 | Gabon | 2 | | | | 82 | Slovakia | 21 | 11 | | | | |
| 30 | Georgia | 7 | 2 | | | 83 | Slovenia | 9 | | | | | |
| 31 | Germany | 3312 | 237 | 8% | | 84 | South Africa | 174 | 52 | 43% | | | |
| 32 | Greece | 132 | 6 | 5% | | 85 | Spain | 612 | 35 | 6% | | | |
| 33 | Hong Kong | 3 | | | | 86 | Sri Lanka | 1 | | | | | |
| 34 | Hungary | 128 | 12 | 10% | | 87 | Sudan | 3 | | | | | |
| 35 | Iceland | 1 | | | | 88 | Sweden | 138 | 6 | 5% | | | |
| 36 | India | 1678 | 98 | 6% | | 89 | Switzerland | 272 | 32 | 13% | | | |
| 37 | Indonesia | 14 | 1 | | | 90 | Syria | 3 | 3 | | | | |
| 38 | Iran | 28 | 6 | | | 91 | Taiwan | 12 | 1 | | | | |
| 39 | Iraq | 9 | 2 | | | 92 | Thailand | 18 | 3 | | | | |
| 40 | Ireland | 3 | 1 | | | 93 | Turkey | 667 | 23 | 4% | | | |
| 41 | Israel | 56 | 8 | 17% | | 94 | UAE | 4 | | | | | |
| 42 | Italy | 1673 | 175 | 12% | | 95 | UK | 873 | 66 | 8% | | | |
| 43 | Jamaica | 1 | | | | 96 | Ukraine | 87 | 5 | 6% | | | |
| 44 | Japan | 6491 | 476 | 8% | | 97 | unknown | 1 | | | | | |
| 45 | Jordan | 5 | 1 | | | 98 | Uruguay | 4 | 3 | | | | |
| 46 | Kazakhstan | 30 | 3 | | | 99 | USA | 6616 | 496 | 8% | | | |
| 47 | Kosovo | 1 | | | | 100 | USA-MI | 6486 | 286 | 5% | | | |
| 48 | Kuwait | 3 | | | | 101 | Uzbekistan | 2 | | | | | |
| 49 | Kyrgyzstan | 4 | | | | 102 | Venezuela | 5 | 1 | | | | |
| 50 | Latvia | 6 | 1 | | | 103 | Vietnam | 92 | 8 | 10% | | | |
| 51 | Lebanon | 2 | | | | 104 | Yemen | 12 | 1 | | | | |
| 52 | Libya | 6 | | | | 105 | Yugoslavia | 1 | | | | | |
| 53 | Lithuania | 13 | | | | 106 | Zambia | 1 | | | | | |





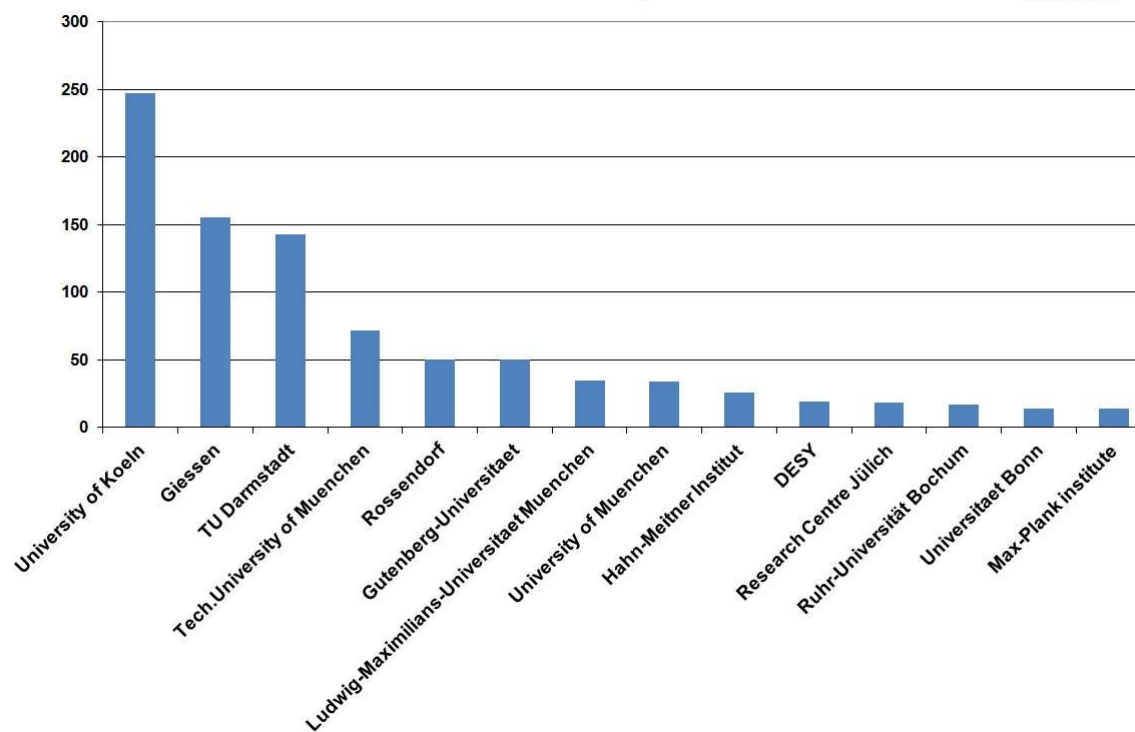
USA

* without MSU



Germany

* without GSI



Japan

* without Riken

